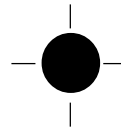
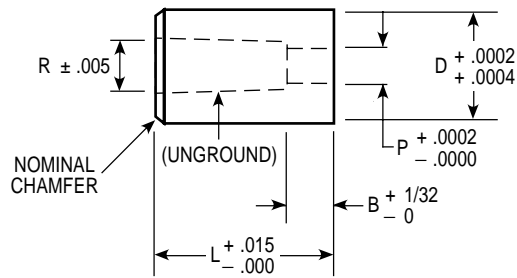


# Carbide Die Inserts with Counterbore



CONCENTRICITY O.D. AND I.D., .0002" T.I.R.  
TAPER IN "P," .0025" PER INCH PER SIDE

CATALOG NUMBER	D BODY DIAMETER	P INSIDE DIAMETER	R RELIEF DIAMETER	B LAND	L = LENGTH	
					1	1¼
1DC-H18A	.1875	.052 - .0619	.080	1/8"	•	•
1DC-H18B	.1875	.062 - .070	.090	1/8"	•	•
2DC-H18A	.1875	.0701 - .077	.100	1/8"	•	•
2DC-H18B	.1875	.0771 - .087	.108	3/16"	•	•
3DC-H18A	.1875	.0871 - .092	.114	3/16"	•	•
1DC-H25	.250	.052 - .0619	.080	1/8"	•	•
1DC-H25A	.250	.062 - .070	.090	1/8"	•	•
1DC-H25B	.250	.0701 - .077	.100	1/8"	•	•
2DC-H25A	.250	.0771 - .087	.108	3/16"	•	•
2DC-H25B	.250	.0871 - .092	.114	3/16"	•	•
3DC-H25A	.250	.0921 - .108	.125	3/16"	•	•
3DC-H25B	.250	.1081 - .124	.144	3/16"	•	•
4DC-H25	.250	.1241 - .140	.159	1/4"	•	•
1DC-H31A	.3125	.062 - .070	.090	1/8"	•	•
1DC-H31B	.3125	.0701 - .077	.100	1/8"	•	•
2DC-H31A	.3125	.0771 - .087	.108	3/16"	•	•
2DC-H31B	.3125	.0871 - .092	.114	3/16"	•	•
3DC-H31A	.3125	.0921 - .108	.125	3/16"	•	•
3DC-H31B	.3125	.1081 - .124	.144	3/16"	•	•
4DC-H31	.3125	.1241 - .140	.159	1/4"	•	•
5DC-H31	.3125	.1401 - .180	.209	1/4"	•	•
6DC-H31	.3125	.1801 - .195	.219	1/4"	•	•
1DC-H37A	.375	.062 - .070	.090	1/8"	•	•
1DC-H37B	.375	.0701 - .077	.100	1/8"	•	•
2DC-H37A	.375	.0771 - .087	.108	3/16"	•	•
2DC-H37B	.375	.0871 - .092	.114	3/16"	•	•
3DC-H37A	.375	.0921 - .108	.125	3/16"	•	•
3DC-H37B	.375	.1081 - .124	.144	3/16"	•	•
4DC-H37	.375	.1241 - .140	.159	1/4"	•	•
5DC-H37	.375	.1401 - .180	.209	1/4"	•	•
6DC-H37	.375	.1801 - .195	.219	1/4"	•	•



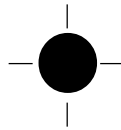
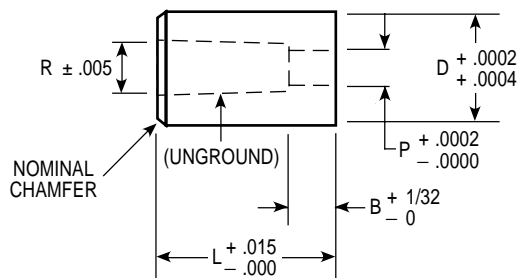
NOTE: ANY DIMENSION OTHER THAN THOSE SHOWN QUOTED ON REQUEST

### WHEN ORDERING SPECIFY:

Quantity	Catalog Number	L	P
6	4DC-H31	1"	.1250"

This catalog covers +.0002/+.0004" tolerance die components.  
For +.00005/-.00000" tolerance die components, please refer to our precision catalog.

# Carbide Die Inserts with Counterbore



**ROUND**

CONCENTRICITY O.D. AND I.D., .0002" T.I.R.  
TAPER IN "P," .0025" PER INCH PER SIDE

CATALOG NUMBER	D BODY DIAMETER	P INSIDE DIAMETER	R RELIEF DIAMETER	B LAND	L = LENGTH	
					1	1¼
1DC-H43	.4375	.156 - .200	.219	1/4"	•	•
2DC-H43	.4375	.2001 - .248	.269	3/8"	•	•
3DC-H43	.4375	.2481 - .300	.319	3/8"	•	•
1DC-H50A	.500	.156 - .200	.219	1/4"	•	•
2DC-H50	.500	.201 - .248	.269	3/8"	•	•
3DC-H50	.500	.248 - .300	.319	3/8"	•	•
1DC-H62A	.625	.260 - .310	.399	3/8"	•	•
2DC-H62	.625	.310 - .375	.399	3/8"	•	•
3DC-H62	.625	.375 - UP	.469	3/8"	•	•
1DC-H75	.750	.3125 - .510	P + .02	3/8"	•	•
1DC-H87	.875	.375 - .515	P + .02	3/8"	•	•
1DC-H100	1.000	.375 - .675	P + .02	3/8"	•	•

NOTE: ANY DIMENSION OTHER THAN THOSE SHOWN QUOTED ON REQUEST

## WHEN ORDERING SPECIFY:

Quantity	Catalog Number	L	P
6	1DC-H50A	1¼"	.1830"

This catalog covers +.0002/+ .0004" tolerance die components.  
For +.00005/- .00000" tolerance die components, please refer to our precision catalog.