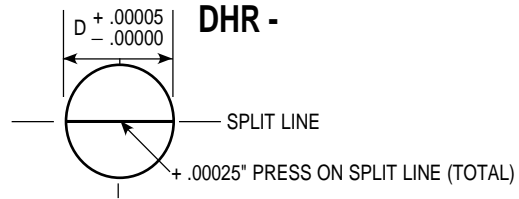
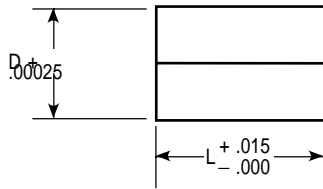


Carbide Die Inserts, Half Rounds



CATALOG NUMBER	D BODY DIAMETER	L = LENGTH	
		1"	1 1/4"
1DHR-25	.250	•	•
1DHR-31	.3125	•	•
1DHR-37	.375	•	•
1DHR-43	.4375	•	•
1DHR-50	.500	•	•
1DHR-62	.625	•	•
1DHR-75	.750	•	•

NOTE: ANY DIMENSION OTHER THAN THOSE SHOWN
QUOTED ON REQUEST



Please specify locating devices by the following designations:

DS = Dowel Slot = .125 Dia.

F1 = Single Flat $\left(\frac{D}{2} - .0625\right)$

F2 = Double Flat $\left(\frac{D}{2} - .0625\right)$

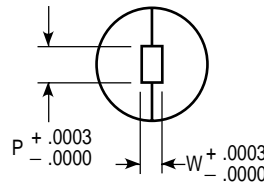
All locating devices will be parallel to the longest dimension. (See page ii.)
Special locations or devices will be furnished if fully dimensioned print is provided.

WHEN ORDERING SPECIFY:

Quantity	Catalog Number	L
8	1DHR-37	1 1/4"

The press fit across the split is slightly larger than normal to prevent separation during operation.

DHRR -



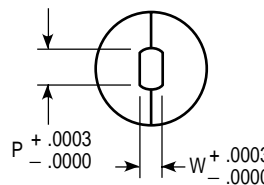
RECTANGLE (Including Square)

INTERNAL TAPER 0° 9' PER SIDE*
CORNER RADIUS = .005"
CONCENTRICITY O.D. AND I.D. .0003" T.I.R.

WHEN ORDERING SPECIFY:

Quantity	Catalog Number	L	Hole Size		Locating Device
			W	P	
26	1DHRR-37	1 1/4"	.080	.160	F1

DHRF -



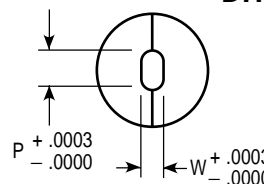
FLATTED ROUND

INTERNAL TAPER 0° 9' PER SIDE*
CORNER RADIUS = .005"
CONCENTRICITY O.D. AND I.D. .0003" T.I.R.

WHEN ORDERING SPECIFY:

Quantity	Catalog Number	L	Hole Size		Locating Device
			W	P	
18	1DHRF-37	1 1/4"	.080	.160	F1

DHRO -



OBLONG

INTERNAL TAPER 0° 9' PER SIDE*
CONCENTRICITY O.D. AND I.D. .0003" T.I.R.

WHEN ORDERING SPECIFY:

Quantity	Catalog Number	L	Hole Size		Locating Device
			W	P	
18	1DHRO-37	1 1/4"	.080	.160	F1