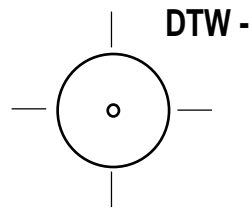
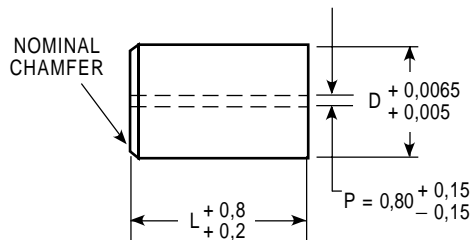


Carbide Die Inserts, Wire EDM Blanks With Starter Hole



CATALOG NUMBER	D BODY DIAMETER	L = LENGTH	
		25	32
1DTW-5M	5,0	•	•
1DTW-6M	6,0	•	•
1DTW-8M	8,0	•	•
1DTW-10M	10,0	•	•
1DTW-13M	13,0	•	•
1DTW-16M	16,0	•	•
1DTW-20M	20,0	•	•
1DTW-25M	25,0	•	•

NOTE: ANY DIMENSION OTHER THAN THOSE SHOWN QUOTED ON REQUEST

WHEN ORDERING SPECIFY:

Quantity	Catalog Number	L
4	1DTW-8M	25

BRAZED MACHINABLE STEEL SLEEVE HEAD AVAILABLE



Please specify locating devices by the following designations:

DS = Dowel Slot = 3,0

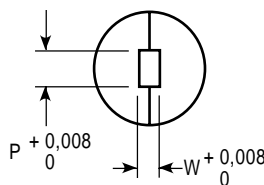
F1 = Single Flat $\left(\frac{D}{2} - 1,5\right)$

F2 = Double Flat $\left(\frac{D}{2} - 1,5\right)$

All locating devices will be parallel to the longest dimension.

Special locations or devices will be furnished if fully dimensioned print is provided.

DTWR -



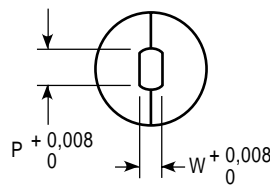
**RECTANGLE
(Including Square)**

INTERNAL TAPER 0° 9' PER SIDE*
CORNER RADIUS = 0,18
CONCENTRICITY O.D. AND I.D. 0,009 T.I.R.

WHEN ORDERING SPECIFY:

Quantity	Catalog Number	L	Hole Size		Locating Device
			W	P	
26	1DTWR-8M	32	2,0	4,0	F1

DTWF -



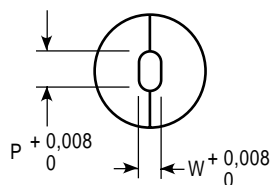
FLATTED ROUND

INTERNAL TAPER 0° 9' PER SIDE*
CORNER RADIUS = 0,18
CONCENTRICITY O.D. AND I.D. 0,009 T.I.R.

WHEN ORDERING SPECIFY:

Quantity	Catalog Number	L	Hole Size		Locating Device
			W	P	
18	1DTWF-8M	32	2,0	4,0	F1

DTWO -



OBLONG

INTERNAL TAPER 0° 9' PER SIDE*
CONCENTRICITY O.D. AND I.D. 0,009 T.I.R.

WHEN ORDERING SPECIFY:

Quantity	Catalog Number	L	Hole Size		Locating Device
			W	P	
18	1DTWO-8M	32	2,0	4,0	F1