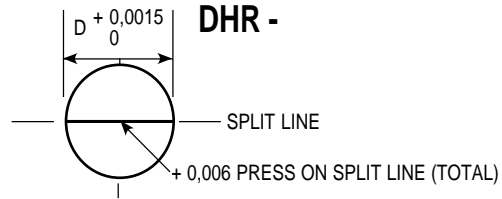
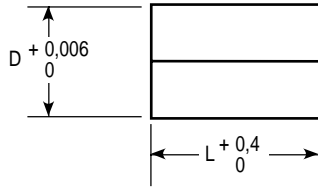


# Carbide Die Inserts, Half Rounds



**WHEN ORDERING SPECIFY:**

CATALOG NUMBER	D BODY DIAMETER	L = LENGTH	
		25	32
1DHR-6M	6,0	•	•
1DHR-8M	8,0	•	•
1DHR-10M	10,0	•	•
1DHR-13M	13,0	•	•
1DHR-16M	16,0	•	•
1DHR-20M	20,0	•	•
1DHR-25M	25,0	•	•

Quantity	Catalog Number	L
8	1DHR-8M	32

The press fit across the split is slightly larger than normal to prevent separation during operation

NOTE: ANY DIMENSION OTHER THAN THOSE SHOWN QUOTED ON REQUEST



Please specify locating devices by the following designations:

DS = Dowel Slot = 3,0

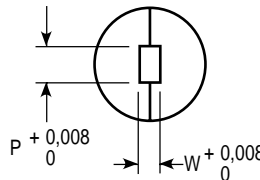
F1 = Single Flat  $\left(\frac{D}{2} - 1,5\right)$

F2 = Double Flat  $\left(\frac{D}{2} - 1,5\right)$

All locating devices will be parallel to the longest dimension.

Special locations or devices will be furnished if fully dimensioned print is provided.

**DHRR -**



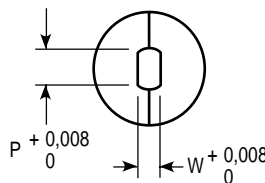
**RECTANGLE  
(Including Square)**

INTERNAL TAPER  $0^{\circ} 9'$  PER SIDE\*  
CORNER RADIUS = 0,127  
CONCENTRICITY O.D. AND I.D. 0,009 T.I.R.

**WHEN ORDERING SPECIFY:**

Quantity	Catalog Number	L	Hole Size		Locating Device
			W	P	
26	1DHRR-8M	32	2,0	4,0	F1

**DHRF -**



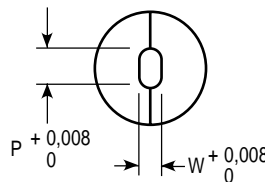
**FLATTED ROUND**

INTERNAL TAPER  $0^{\circ} 9'$  PER SIDE\*  
CORNER RADIUS = 0,127  
CONCENTRICITY O.D. AND I.D. 0,009 T.I.R.

**WHEN ORDERING SPECIFY:**

Quantity	Catalog Number	L	Hole Size		Locating Device
			W	P	
18	1DHRF-8M	32	2,0	4,0	F1

**DHRO -**



**OBLONG**

INTERNAL TAPER  $0^{\circ} 9'$  PER SIDE\*  
CONCENTRICITY O.D. AND I.D. 0,009 T.I.R.

**WHEN ORDERING SPECIFY:**

Quantity	Catalog Number	L	Hole Size		Locating Device
			W	P	
18	1DHRO-8M	32	2,0	4,0	F1